N4 VIEW BUILDER™

WIN PROJECTS BY SHOWING DATA THAT INCREASES VALUE AND REDUCES EXPENDITURE.

A Presentation by Works Software

A MODERN USER INTERFACE

Gain valuable insight into your data by showing it on a dashboard that contains menus, buttons, graphs, gauges, tables, controls and other widgets.

Responsive Dashboards for Today's Customer where you can express your own brand. Create Your Own Views using View Builder™. Built with the fastest web technologies, React, Redux, and Material UI. React will efficiently update and render just the right components when your data changes. Cross-Platform usage and responsive design using Google's Material Design Guidelines & Best Practices.

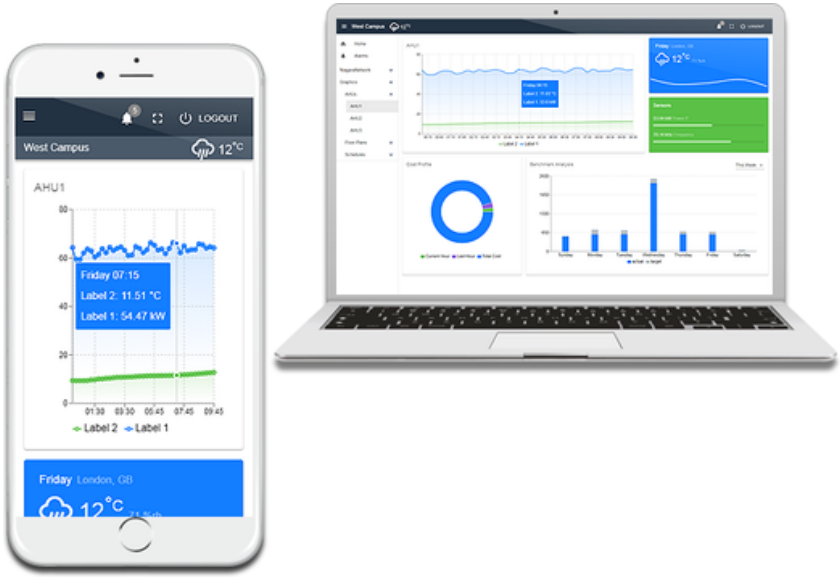

VIEWS

Use pre-built views or your create your own Views using View Builder™ . Additionally, switch between a Light and Dark theme. Not Enough? Go further and customise colors in the Advanced options.

SMALL FOOTPRINT

No Installation Required. No External Services. Minified to less than 1mb. Just a few files to be copied to a directory of your choice. Allows interaction to be Super Fast.

MULTI-LEVEL ACCESS

Only a super-user can modify the dashboard, while standard operators can see their views. Use as much or as little as you like.

ALLOW CONSUMERS TO ACCESS DATA ANYWHERE 24/7/365

LAPTOP

Best viewed in 1920 x1080 resolution. Consumers receive real-time updates automatically

MOBILE

Material UI Latest responsive design with mobile first architecture, built for speed

TABLET

Templates have a light foo tprint, some as s mall as 55kb, allow for super-fast scree n rendering

PX VIEW

Includes a navigation menu, dark & light theme, multi-level access, and embeds existing PX graphics

ALARM VIEW

In addition to all the features of the PX View, the alarm view allows you to manage system alarms

ENERGY

The energy consumption shows site analytic data gathered from device histories

SCHEDULING

Scheduling View allows you to modify equipment schedules from anywhere.

FLOOR/EQUIP CCTV

Floor Plan Zoning, Cctv & Equipment Builder allows you to add polygon shapes over your existing images and display point values

VIEW BUILDER™

Use the pre-built views below or create your own views using using View Builder™

TECH-NO L-O-GY

Built with the latest HTML5 web technologies:

Facebook React-
Material UI-
Redux-

DASHBOARD NAVIGATION

As the super-user you will go through your stations configuration and apply views (or your custom views) to each station object. Additionally, set each asset to either show/hide on the navigation menu. When a user logs on only those assets will appear in the menu with their respective views.

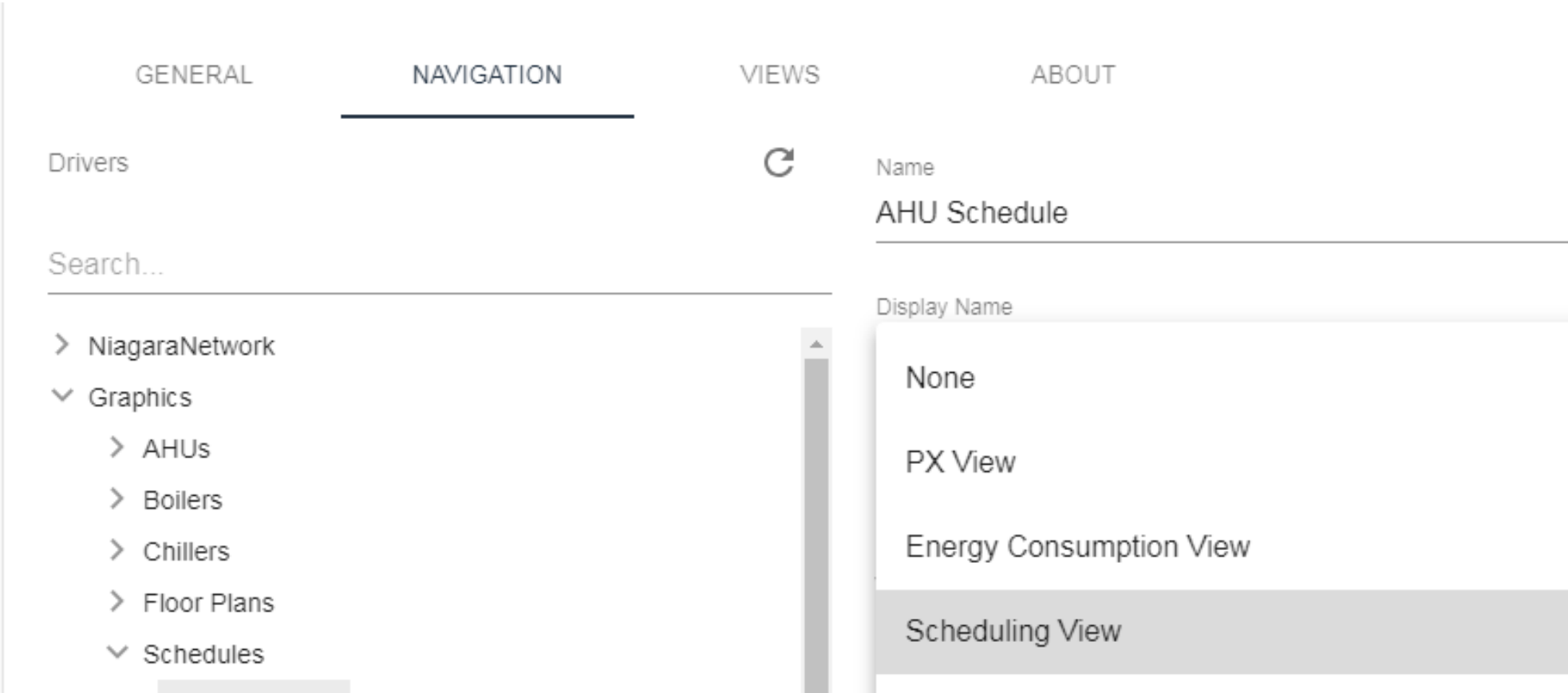

VIEW SETTINGS

Log into the station (as a super-user) and set up the view in the Settings section.

GENERAL | NAVIGATION | VIEWS | ABOUT

- PX VIEW
- ALARM VIEW
- ENERGY CONSUMPTION VIEW
- SCHEDULING VIEW
- FLOOR PLAN ZONING VIEW

View Name
Energy Consumption View

Weather Ord
service:openWeatherService:OpenWeath

Power Usage Slot
Power

Power History Relativised Point
Power

Temperature History Point
history:/demoStation/Temp?period=today|

CONTROL EQUIPMENT SCHEDULES

Modify equipment schedules from anywhere. Easily control your devices with this easy-to-use interface. Includes special event scheduling.

MONITOR ALARMS

Station operator's can quickly acknowledge alarms in a user-friendly interface.

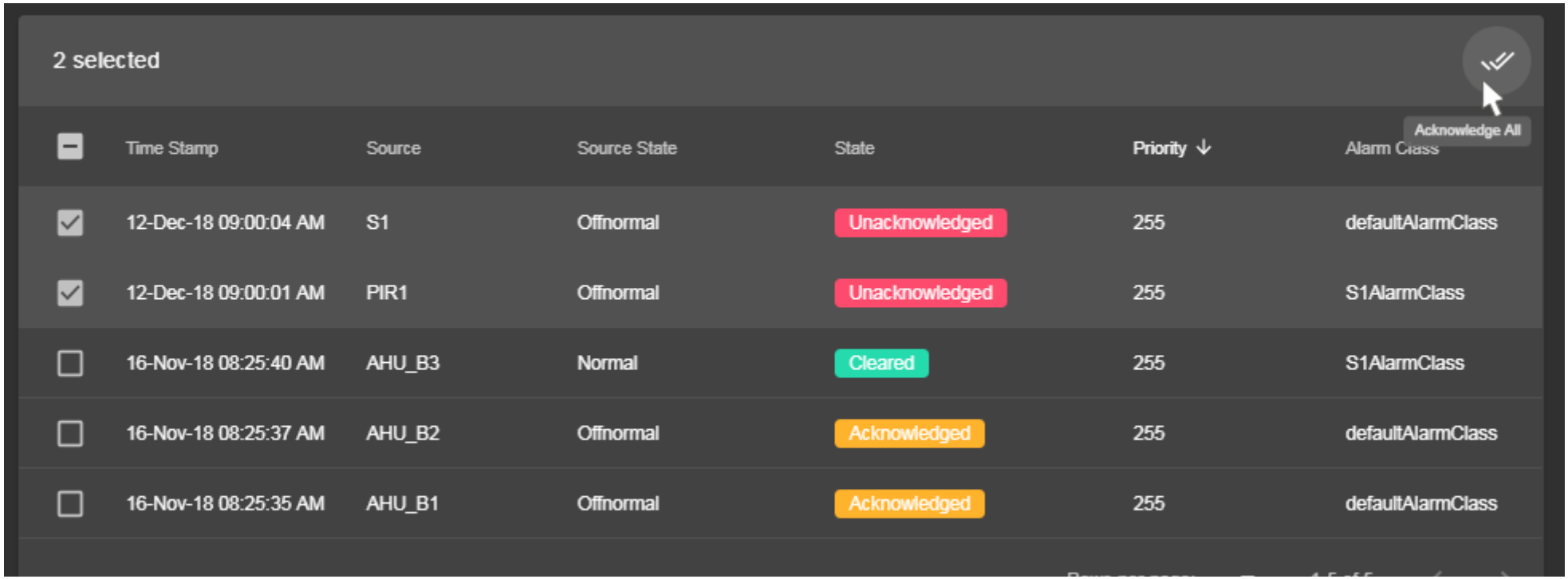

ENERGY CONSUMPTION

Show current energy consumption, power, cost, and weather with a 5-day forecast.

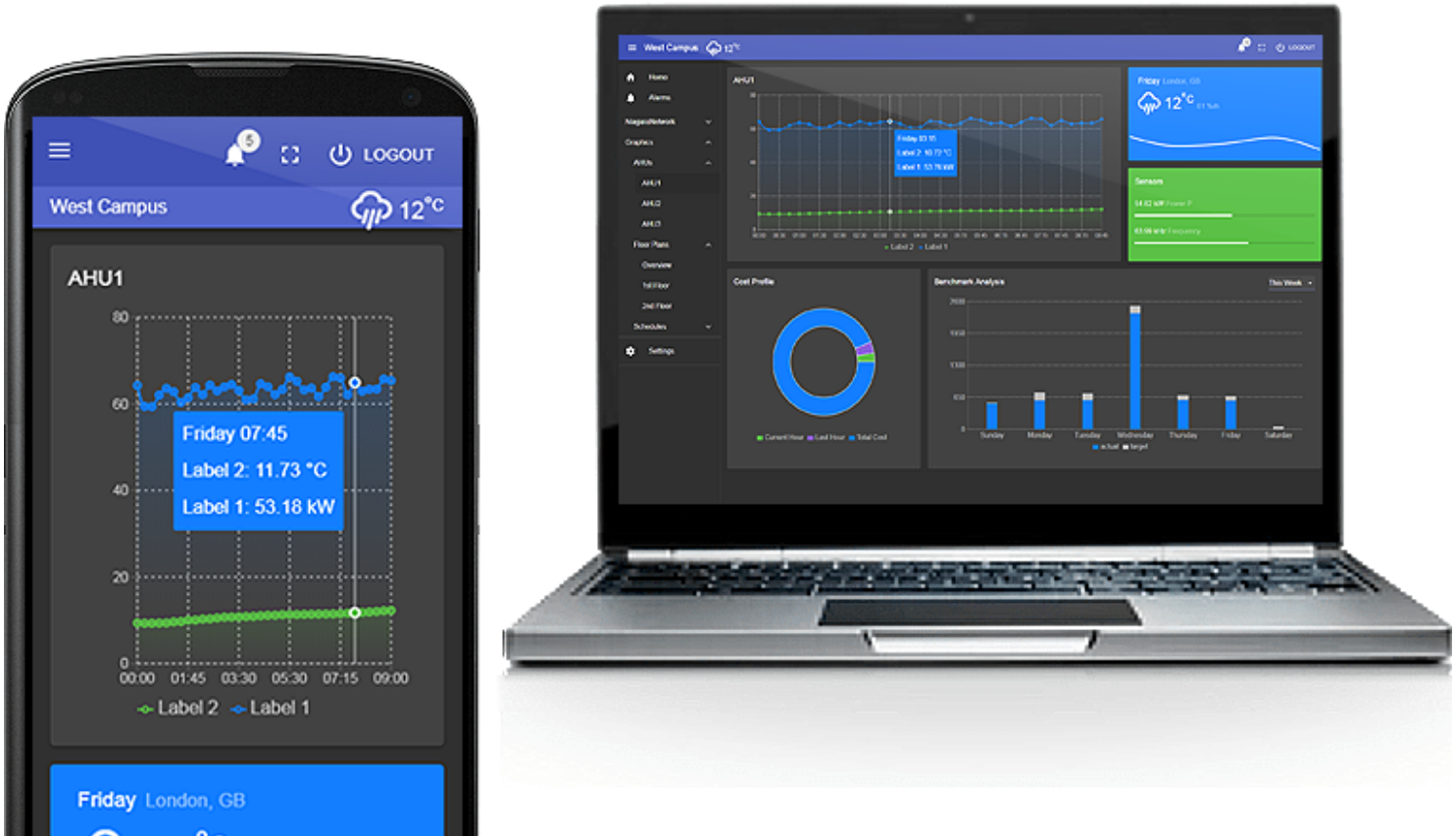

FLOOR PLAN/OCCUPANCY/CCTV VIEW & EQUIPMENT BUILDER

The Floor Plan/Occupancy Zone View & Equipment Builder allows you to add polygon, rectangles, and lines over your existing images to display point values. You can also build animated graphics e.g. Equipment graphics. Add images and bind them to point values. Images and values update in real-time. Show live camera feeds and place icons over images. Setup is done via your browser so you don't need to install any extra components.



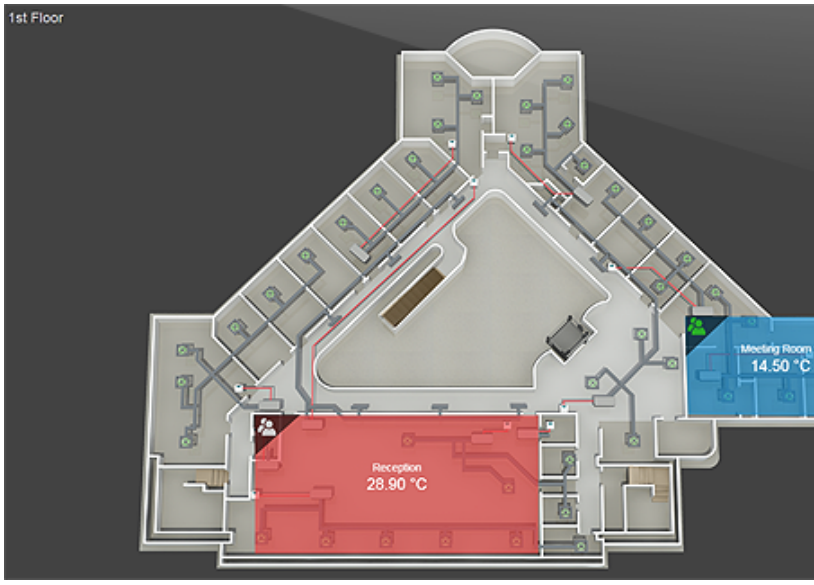

USE EXISTING PX GRAPHICS

Embed your existing PX graphics with full functionality .



VIEW BUILDER™

N4 View builder™ allows you to build custom dashboards by dragging n' dropping widgets into tab or grid style interface.

VIEW BUILDER™ EXAMPLES

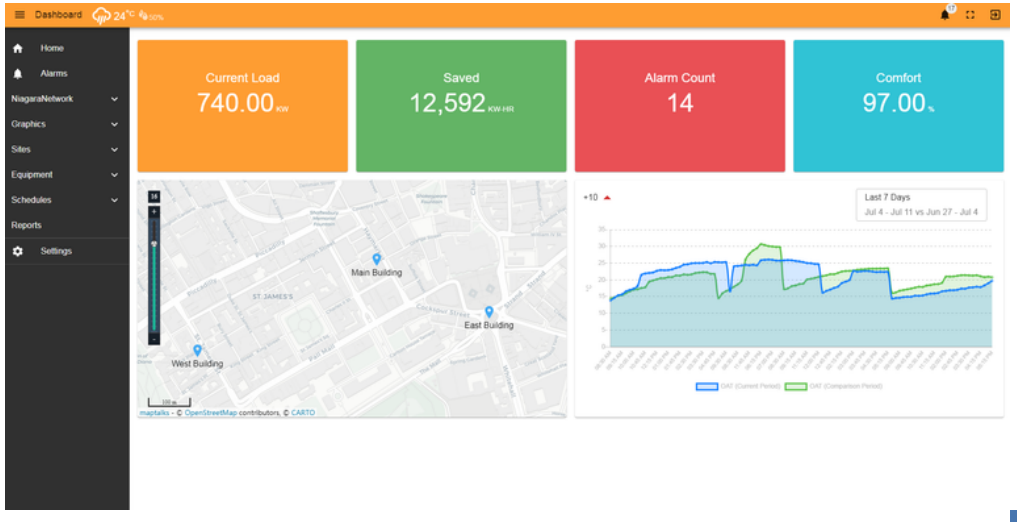

MORE VIEW BUILDER™ EXAMPLES

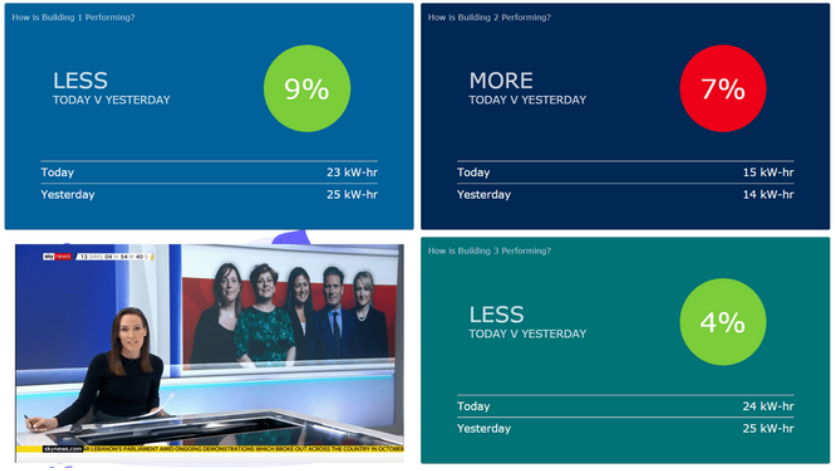

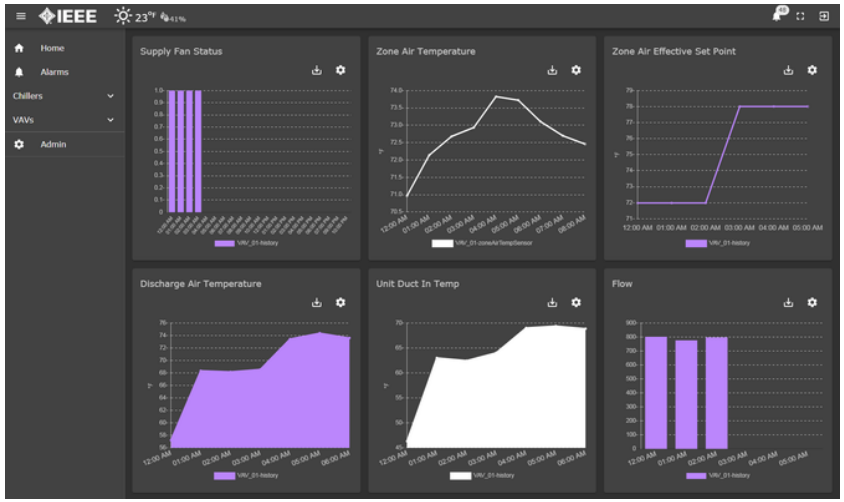

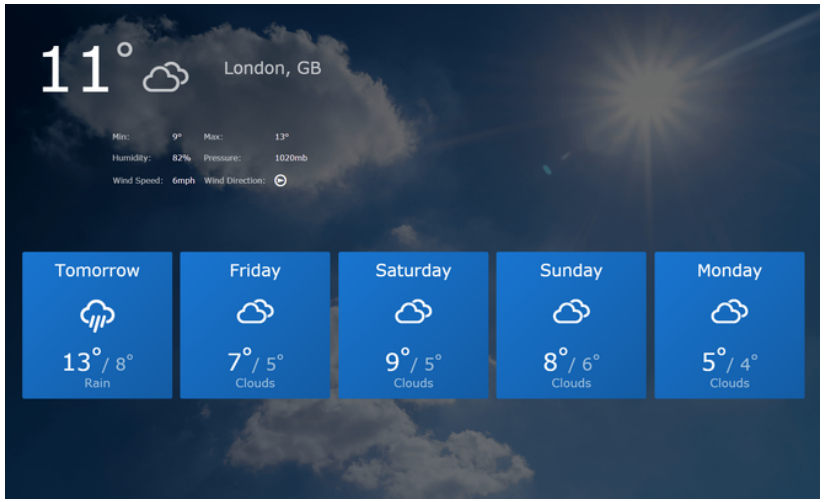

N4 INSIGHTS™ N4 ANALYTICS & REPORTING

N4 Insights™ is a data and analytics module. Station trends or histories are processed to provide feedback into a station to optimize energy, reduce faults, and create actionable insights. N4 Insights doesn't require any complex tagging or have any license limits. It uses implied tags and BQL to retrieve the data required for analysis.

Add N4 Analytics into View Builder. Create graphs and charts from your existing N4 Analytic setup.

N4 Automated Reports - create daily, weekly, monthly automated reports. Drag n' drop histories, points, alarm tables, and other niagara objects onto email templates. Or use it for tenant billing purposes.

WORKS SOFTWARE *integrate everything*

We are a software development and integration company specialising in integrating different types of systems, technologies, and developing software solutions. We turn data into dashboards, graphs, gauges, control and other user friendly UI. Our software solutions are being used by some of the largest companies in the world across 30 countries, including, Apple, AT&T, US Engineering, BAE, Honeywell, General Motors, Trend, General Dynamics and our Tridium partners.

https://www.works-software.com